

# THE SAT

# VS

# THE ACT

- Fewer Geometry Questions
- More Time per Question
- No-calculator Math Section

## KEY Differences

- Lots of Geometry
- Faster Paced
- Tough Science Section



Overall Time

## TIMING & SCORING

Overall Time



Reading

65m

Writing

35m

200 - 800 points

Math  
(No Calculator)

25m

Math  
(Calculator)

55m

200 - 800 points

1-36

35m

Reading

1-36

45m

English

1-36

60m

Math

1-36

35m

Science

Total Points

400 - 1600

1 - 36

Total Points

Time per Question

75s

48s

83s

Reading

Writing

Math

Time per Question

53s

36s

60s

Reading

English

Math

# MATH

Number of Questions

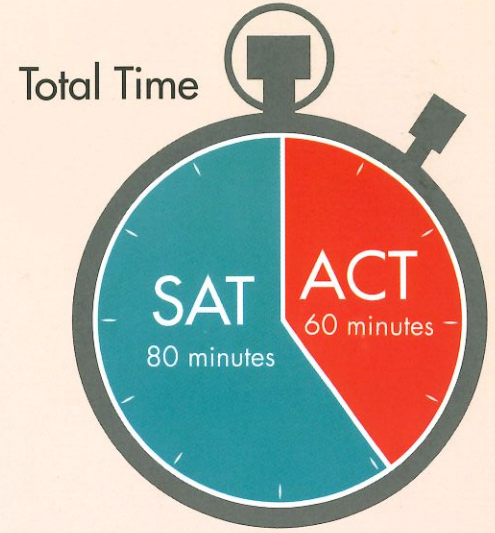
SAT  
**58**

ACT  
**60**

Number of Sections

**2**  
SAT

**1**  
ACT



Time Per Question



## Formulas

The **SAT** provides a reference table of common formulas.

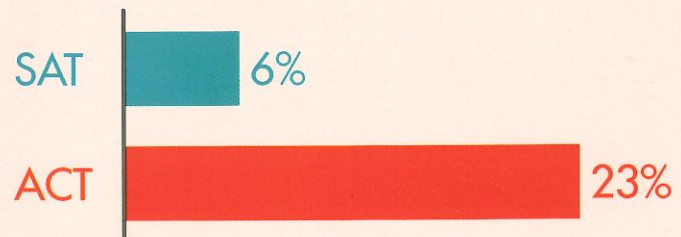
The **ACT does not provide** formulas for reference.



The SAT Math section includes **45** multiple choice questions and **13** student-produced response questions (i.e., fill-in questions).

## Geometry Focus

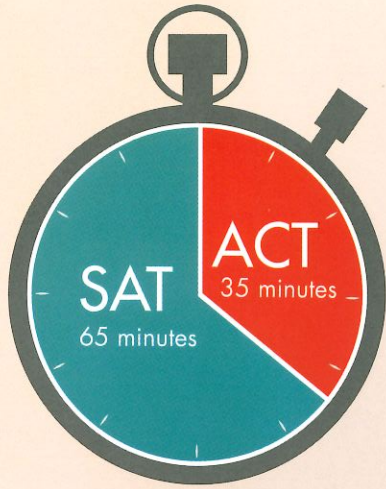
The ACT has a much greater emphasis on Geometry. In contrast, the SAT focuses more on Algebra, word problems, and "Data Analysis" questions that ask you to incorporate information from tables and charts into your calculations.



The **ACT** allows calculators for all Math sections.

The **SAT** has one **NO CALCULATOR** section and one calculator section.

# READING



Total Time

## Time Per Question




## Number of Questions



## Vocabulary

What percent of questions test vocabulary?



## Do the Reading sections have Graphs and Charts?




Yes, relating to two passages



No, only on the Science section

## Passage Complexity



\*Flesch-Kincaid readability assessment

## Number of Passages



## Topics Covered

- Literature
- Science (2)
- History/Soc. Studies (2)



- Prose/Fiction
- Humanities
- Social Science
- Natural Science

# WRITING/ENGLISH

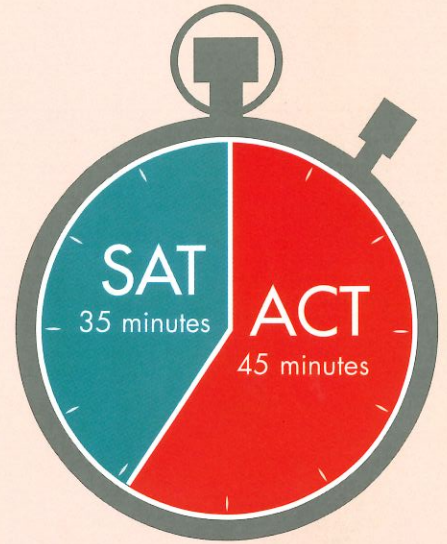
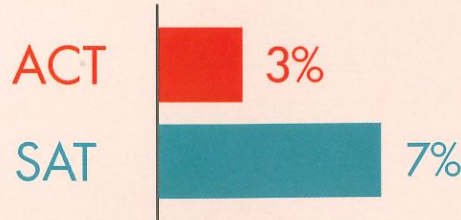
## Number of Questions

SAT  
**44**

ACT  
**75**

## Vocabulary

What percent of questions test vocabulary?



## Time Per Question



Total Time

## Do the Reading sections have Graphs and Charts?

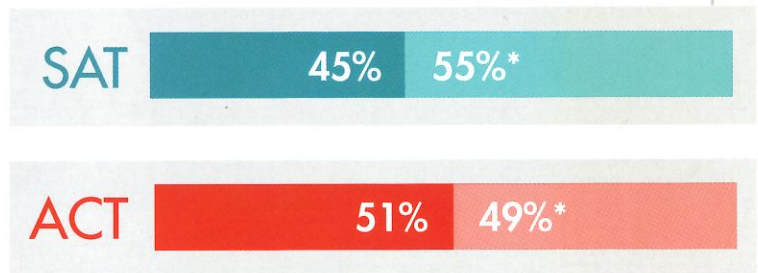


Yes, relating to two passages



No, only on the Science section

## GRAMMAR VS. RHETORICAL SKILLS



\*The difference between the 49% Rhetorical Skills on the ACT and 55% on the SAT feels even greater in practice, as the questions on the SAT require a fuller understanding of the passage.

## Passage Complexity



Average words per sentence



Average grade level\*

\*Flesch-Kincaid readability assessment